

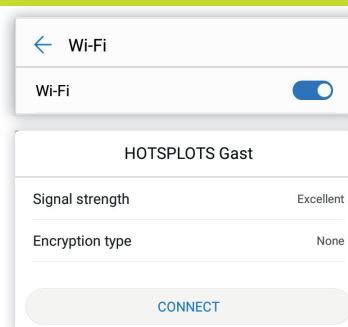
User manual

Connect to WiFi

with Android devices

Connect to WiFi hotspot

- Open the Settings app of your device (smartphone or tablet).
- Make sure that WiFi is enabled on your device.
- Tap the desired network and select „Connect“. Often the name of the network (SSID) starts with „HOTSPLOTS_“. The SSID can also be the brand name (e.g. hotel or restaurant).



Connect to the internet

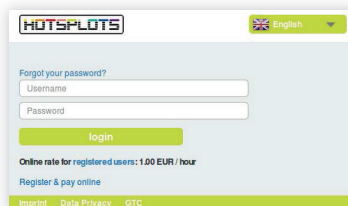
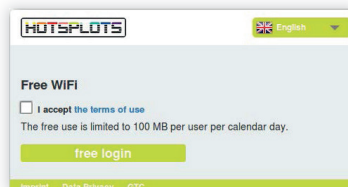

- Open the notification „Sign in to network“: A login page (captive portal) for internet access appears. Depending on the location, the following accesses are possible:

#Direct Login: Please confirm the terms of use. Afterwards you are automatically online. This access is free of charge for the end user. Depending on the location, a time or data volume restriction may be established. This is displayed accordingly on the login page.

#User Login: Please register a free account on the login page of the hotspot or at my.hotspots.com. You can load online credit to your account. Please follow the instructions given in the HOTSPLOTS customer area.

#Ticket Login: You will receive a ticket with login data at the hotspot location. Enter the appropriate user name and password into the form to connect to the internet.

- If the login page does not open automatically, you can simply access it in your browser at login.hotspots.de or status.hotspots.de.



Log off from hotspot

- You will be automatically logged out, if you are disconnected from the WiFi for more than 10 minutes (e.g. by turning off the device or leaving the WiFi area).
- To log out manually, please open www.logout.hotspots.de in your browser.

User manual

Connect to WiFi with iOS devices (iPhone or iPad)

Connect to WiFi hotspot

- Open the *Settings* of your iPhone or iPad.
- Make sure that WiFi is enabled on your device.
- Tap the desired network and select „Connect“. Often the name of the network (SSID) starts with „HOTSPLOTS_“. The SSID can also be the brand name (e.g. hotel or restaurant).



Connect to the internet

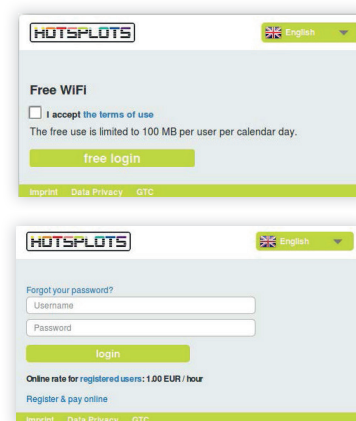
- A login page (captive portal) for internet access opens automatically. Depending on the location, the following accesses are possible:

#Direct Login: Please confirm the terms of use. Afterwards you are automatically online. This access is free of charge for the end user. Depending on the location, a time or data volume restriction may be established. This is displayed accordingly on the login page.

#User Login: Please register a free account on the login page of the hotspot or at my.hotspots.com. You can load online credit to your account. Please follow the instructions given in the HOTSPLOTS customer area.

#Ticket Login: You will receive a ticket with login data at the hotspot location. Enter the appropriate user name and password into the form to connect to the internet.

- If the login page does not open automatically, you can simply access it in your browser at login.hotspots.de or status.hotspots.de.



Log off from hotspot

- You will be automatically logged out, if you are disconnected from the WiFi for more than 10 minutes (e.g. by turning off the device or leaving the WiFi area).
- To log out manually, please open www.logout.hotspots.de in your browser.